

Cover sketch credit: Jenny Jing Zhang



CHICAGO SKETCH SEMINAR
JULY 11th - JULY 13th, 2025

Palette & Chisel

URBAN SKETCHERS' VISION & VALUES



- 1.) We draw on location, indoors or out, capturing what we see from direct observation.
- 2.) Our drawings tell the story of our surroundings, the places we live, and where we travel.
- 3.) Our drawings are a record of time and place.
- 4.) We are truthful to the scenes we witness.
- 5.) We use any kind of media and cherish our individual styles.
- 6.) We support each other and draw together.
- 7.) We share our drawings online.
- 8.) We show the world, one drawing at a time.



PALETTE & CHISEL
1012 N. Dearborn Chicago, IL 60610

	FRIDAY, July 11th		SATURDAY, July 12th		SUNDAY, July 13th				
8:00 am			-Stretching for Sketching, Pallete & Chisel courtyard - Nancy Trock		-Stretching for Sketching , Nancy Trock		8:00 am		
8:30 am			-Late Check in		-Late Check in		8:30 am		
9:00 am			-Opening remarks		-Opening remarks		9:00 am		
9:10 am			-Gathering for workshops, depart at 9:20am		-Gathering for workshops, depart at 9:20am		9:10 am		
9:30 am			MORNING SESSIONS -WS01 Boxing It Out Richard Kasemsarn -WS03 One Scene, Three Takes Jing Zhang -WS05 Printmaking on the Go Nina Khashchina -WS07 Capturing Rythym & Energy Lisa Flahive -WS9 Building a Spiral of Attention Nishant Jain -WS11 Ink and Watercolor on Toned Paper - John Hancock -WS13 Good Bones Stephanie Bower		Morning Sketchwalk Route 1 Ted & Callum Gordon North on Dearborn to farmer’s market at State & Division (30 W. Division); continue north on Dearborn (beautiful brownstones to sketch)		MORNING SESSIONS -WS02 Sketching on the Dark Side David Roberts -WS04 High Contrast Speed Sketching - Joel Berman -WS06 Ink and Watercolor on Rice Paper - Kar Keat Chong -WS08 Sketching as You Travel Liz Knight -WS10 Urban Sketching with Gouache Don Yang -WS12 Capture the Essence Mark Jones -WS14 Wash it Away: Wabi-Sabi Eleanor Doughty	Morning Sketchwalk Route 3 Sandra Beaty South on Dearborn, east on Chestnut to State St; east on Chicago Ave to Museum of Contemporary Art; historic Water Tower	9:30 am
12:45 pm			Lecture - Emily White ; BYO Lunch		Lecture- Stephanie Bower ; BYO Lunch		12:45 pm		
2:00 pm								2:00 pm	
2:30 pm			AFTERNOON SESSIONS -WS02 Sketching on the Dark Side David Roberts -WS04 High Contrast Speed Sketching - Joel Berman -WS06 Ink and Watercolor on Rice Paper - Kar Keat Chong -WS08 Sketching as You Travel Liz Knight -WS10 Urban Sketching with Gouache Don Yang -WS12 Capture the Essence Mark Jones -WS14 Wash it Away: Wabi-Sabi Eleanor Doughty		Afternoon Sketchwalk Route 2 Robert Cordero South on Dearborn - Harvest Church; continue south on Dearborn to chicago Ave east to state street; -historic brownstones; -End at indoor cafe in Wholefoods (HolyName), 2nd floor		AFTERNOON SESSIONS -WS01 Boxing It Out Richard Kasemsarn -WS03 One Scene, Three Takes Jing Zhang -WS05 Printmaking on the Go Nina Khashchina -WS07 Capturing Rythym & Energy Lisa Flahive -WS9 Building a Spiral of Attention Nishant Jain -WS11 Ink and Watercolor on Toned Paper - John Hancock -WS13 Good Bones Stephanie Bower	Afternoon Sketchwalk Route 4 Olga Kornfeld West on Oak, South on Clark to LaSalle & Delaware (great city views), then east on Delaware back to Washington Square Park/Newberry Library	2:30 pm
5:45 pm			Newcomer Orientation @Palette & Chisel courtyard					5:45 pm	
6:00 pm			Seminar group photo - Washington SQ. fountain		Closing Reception at Palette & Chisel 6-7pm		6:00 pm		
6:30 pm			Participants Head to Drink & Draw Lou Malnati’s 1120 N State street				6:30 pm		

INSTRUCTORS

1. Richard Kasemsarn @rixsketchbook

BOXING IT OUT



Richard Kasemsarn believes that most things that we see can be drawn within a box. He also feels that the box is one of the easiest forms to representationally draw.


The session will involve understanding the relationship of perspective through boxes and will involve the introduction of vanishing points, foreshortening, proportioning, and horizon lines.

He will use a large sheet of plexiglass to frame a view of a street and then show how buildings and objects can be framed within a box. He will then give students their own plexiglass to try this on their own.

@davidroberts.sketchbook

2. David Roberts

SKETCHING ON THE DARK SIDE



Students will learn how to create urban sketches on black or dark paper using color pencils, gel or Posca pens, black markers or crayons.

Black/dark paper sketching is sort of sketching in reverse and these types of sketching exercises stretch our visual art muscles by presenting some challenges to traditional visual interpretation. Traditionally, we use dark pencil, marker or paint to fill in shade and shadow on white surfaces to describe our subjects.

Working on black paper is the opposite: we use white and light colors on a black surface to describe light on or from our subjects.

These techniques and others will be applied to several sketches made by each participant during the workshop. Group and individual teaching will be involved in the workshop. Critiques will be both individual and in the group throw down.

3. Jenny Jing Zhang

@jennymouse2003

ONE SCENE, THREE TAKES




“One Scene, Three Takes” invites participants to reimagine urban sketching through the lens of small, impactful vignettes. By breaking a complex scene into three focused studies, this workshop offers a structured yet playful approach to understanding composition, experimenting with a unique ‘color first, line second’ process, and capturing light and shadow.

@bermansketching

4. Joel Berman

HIGH CONTRAST SPEED SKETCHING



This dynamic workshop will empower you to capture the essence of your surroundings through rapid, expressive sketches. We’ll delve into the art of high-contrast sketching, using bold values and dramatic effects to create impactful and memorable drawings.

5. Nina Khashchina

@ninaapplepine

PRINTMAKING ON THE GO



Learn how to bring printmaking textures, tools, and ideas on location to add unique character to your urban sketching.

You will learn to make stencils and masks on location with basic tools most of which you already have in your sketch kit and create a library of textures and stencil shapes and edges that you can apply to your sketch.

Nina will show you how to introduce thinking about any scene in layers to add depth, volume, and interest made with printmaking and will help you learn how to mix these techniques with your existing style.

@karkeatchong

6. Kar Keat Chong

INK AND WATERCOLOR ON RICE PAPER

This workshop is designed to develop conceptual and practical skills in sketching urban streetscapes with ink and watercolor on rice paper. Participants will learn to sketch and shade with rollerball pens and once they grasp the basic ink sketching techniques, they will learn how to incorporate watercolor into their ink sketches. During the workshop, participants will also learn about tonal value, thumbnail sketches, simple perspectives and composition.



7. Lisa Flahive

www.lisaflahive.com

CAPTURING RHYTHM AND ENERGY



Chicago is a vibrant city overflowing with wonderful things to sketch, but sometimes those details can be overwhelming, especially when working in ink. This workshop will focus on creating energetic sketches of lively urban spaces without an eraser. We'll use bold markers to loosen up and lessen our fears. We will experiment with loose, flowing lines to get a sense of what Chicago feels like, rather than get bogged down in excessive detail.


@lizknightcreative

8. Liz Knight

SKETCHING AS YOU TRAVEL

Capturing moments of your travel experience with drawings enriches your memories but also helps you observe and appreciate different moments of the day. You will learn simple page layout techniques that combine images and words and bring meaning to your memory. Perfection is not required as these sketches are your expression.


As we walk around the neighborhood, we will stop to capture a thing, a place or moment that catches our attention.



@thesneakyartist

9. Nishant Jain

BUILDING A SPIRAL OF ATTENTION



When we deconstruct a scene to begin drawing, how much information—light, shadows, colors, shapes—should we include? Urban sketchers often feel overwhelmed by busy locations, thinking they must capture every detail. This anxiety and hesitation can lead to unfinished sketches or, worse still, no sketching at all! This workshop helps sketchers overcome this obstacle by using their natural curiosity to prioritize what interests them most, enabling them to start quickly and finish on time.

10. Don Yang

@donyangart

URBAN SKETCHING WITH GOUACHE




Students will learn how to efficiently set up and sketch either outdoors or indoors by using the versatile medium of gouache. There are two main learning goals in this workshop: The first goal is how to handle the materials, tools, and set-up related to gouache sketching. Students will also learn painting methods and techniques that are specifically related to the unique nature of gouache paint. The second goal will be the fundamentals of sketching that are essential in any drawing and painting regardless of the medium or subject matter. This will encompass such fundamentals as convincing drawing, sound composition and color harmony.

@hancock_john_a

11. John Hancock

INK AND WATERCOLOR ON TONED PAPER


After a brief intro, students will participate in a quick exercise- designing with ink on toned paper. They will then use this concept to respond to the local site's architecture, "urban furniture," as well as any plants/trees, people, as they choose their subject and point of view to incorporate visual contrast, richness, and variety of darks into their sketches. As the ink work comes close to completion, we will consider adding limited touches of color or even white.



12. Mark Jones

@markjones4125

CAPTURE THE ESSENCE



The class will focus on capturing the essence of a subject or building by focusing on features such as doors, windows, trim, and ornament. The detail portions of a building can get overlooked while sketching an entire building and drawing these elements in a larger scale or as the sole focus can create a different perspective for the sketcher.

Participants will learn how to observe and focus on the building elements. Participants will be able to capture the character of a building without having to draw the entire building.

@stephanieabower

13. Stephanie Bower

GOOD BONES



Stephanie will demonstrate her process of starting a perspective sketch down to three simple steps — what she calls the "Good Bones," a process that sets up the foundation for any sketch!

She will share examples of original sketches done around the world to talk about her process, and then she will show that process of sketching on location in her sketchbook. She will work in layers, starting with the big shapes and then the participants will draw in their sketchbooks. Participants can watch as she adds more detail, then they work more on their drawing. This way, everyone can see the process and apply it to their own sketch from the light lines at the start to finishing in watercolor.

She will demo how to use a simple, limited color palette to quickly paint the solids and voids of the spaces so that the volumes and forms read, eventually working our way to the details. Participants will also learn how to do a wet-on-wet watercolor technique to add varied color, a sense of light and more interest to their sketches.

14. Eleanor Doughty

@herbcoil

WASH IT AWAY: WABI-SABI



Learn to harness the impermanent qualities of water-soluble media (that is, materials that react in contact with water) to highlight a sketch's focal point. By adding water to a drawing made with common materials such as markers or fountain pen ink, we soften a background or supporting details to heighten interest in our main subject. Discover the secret abilities of your drawing tools to create unique, unpredictable tonal textures!

Following the tenets of wabi-sabi — the Japanese aesthetic philosophy of appreciating the inherent beauty of imperfections — we will learn how to embrace it in our sketches, whilst keeping a strong foundation with dark and light values.

VOLUNTEERS

Registrars:

Amy Gowans
Tammy Campbell

Sketchwalk Leads:

Ted Gordon
Callum Gordon
Olgan Kornfeld
Sandra Beaty
Robert Cordero

Lunch Lecture:

Emily White
Stephanie Bower

Stretching for Sketching:

Nancy Trock

Food, Beverage & Clean Up:

Susan Pace
Vidheesha Patil
Jane Ostergaard
Glenna Anderson

Drink & Draw Hosts:

Anna Rappaport
Jackie Ostrowski

Sketch Show Team:

David Roberts
Kimberly Arndt
Bernabe Martinez

Sponsorship:

Sydnye Cohen
Rachel Pasch Grossman
Erick Gama

Correspondents:

Wes Douglas
Bridget Deatrick
Bryce Muller

Videographer:

Mary Jo Ernst

Photographer:

Wes Fallon

Publication:

Toni Antonetti
Misha Siyal

Volunteer Coordinator

Courtney Perrin

URBAN SKETCHERS CHICAGO ADMINS

Rachel Pasch Grossman
Paul Ingold
Mark Jones
Kris Van Stockum
Brian Wright



CHICAGO SKETCH SEMINAR

JULY 11th - JULY 13th , 2025

Palette & Chisel
1012 N. Dearborn Chicago, IL 60610

www.urbansketcherschicago.org
www.urbansketchers.org